

Data Science & Data Analytics Brochure

Welcome to RISE INSTITUTE!

 by RISE Institute



Ashish Barde & Team

Microsoft Certified Data Analyst, Power BI Consultants, and Founder of
RISE Institute

LinkedIn : @AshishsBarde

Website : RiseInstitute.tech


YouTube : RiseInstituteMumbai

Contact : 797-213-1295, 932-619-1260



Message form Ashish Barde sir 🙋




 YouTube



Free Data Science Masterclass with 100% Practical Project Lear...

Don't miss out on this opportunity to level up your skills and increase your chances of success in the job market. Hit that "Subscribe" button, like the...

- ▶ Online Training
- ▶ Classroom Training
- ▶ Hybrid Training



Data Science & Analytics- Power BI

1st Week - BI Concepts

Business Intelligence Concepts

- Descriptive Analysis
- Predictive analysis
- layers in Bi system
- Data Analytics
- Data Types
- Power BI Components

1

2

2nd Week - Project based Learning

Power Query Editor : Data Transformation with M-Code, Concatenate, Inserted, Extracted, Marge, Split, Extract, Rounding Column,...

- Append, Marge Query & AI Insights
- Manage Columns, Transpose, Pivot & Unpivot, Data Type, Number & Text Column
- Custom, Conditional & Index Column, Date & Time functions.
- Data Profiling & Column Profiling

3rd Week - Project based Learning

Power BI Desktop :

- DAX, Time Intelligence Functions, Calculated Tables, Calculate Columns, Row Context, Filter Context, Measures, Data Category, Summarization, Data hierarchy,
- Report View : Field Pane, Visualization Pane, Format Pane, Conditional formatting.
- All Filters : Visual Level, Page Level, Report Level, Drill Through & Drill Down

3

4

4th Week - Project based Learning

Interactive Dashboards with Build-in & custom visuals

- Data View : DataType, Format & Preview.
- Data Sources : XML, CSV, PDF, Folder with Combine Files, Enter Data,
- Normalization, De-Normalization Concepts
- SQL Server - Import & Direct Query

5th Week - Project based Learning

- Model View : Cardinality, Manage Relationship, Facts And Dimensions, ER-Diagram, Schema,
- Relationship - One to Many Cardinality (Primary Key & Foreign Key)
- Bookmark, Selection Pane, Performance Analyzer & Sync Slicers.
- Securities : Row Level Securities (RLS) - Static and Dynamic.
- Q & A, Transform Data and Publish

5

6

6th Week - Project based Learning

Power BI Services :

Workspace, My Workspace, Premium vs Pro, DataSets, Dashboards, RLS,...

Power Apps, Admin, Member, Contributor, Viewers Access.

Gateway Installations - Personal & Standard

- 👉 SSIS
- 👉 ETL Project
- 👉 HR, Manager Session

7th Week - Highlights


- Real Time Project
- Resume Building Sessions,
- 1:1 Mentorship
- Naukri Session, HR, & Manager Session.
- Weekly Mock Project
- Experience Certification

7

8

Q & A Session

GET CERTIFIED IN SQL ANALYTICS



Data Science & Analytics - SQL

1st Week - Basic SQL

- TSQL vs PLQSL
- SQL Commands/ Statement/Subsets,
- DDL, DML, DQL
- DCL, TCL
- Delete/Drop/Truncate,
- Update/Delete Commands,
- DBMS vs RDBMS

1

2

2nd Week - Advance SQL for Data Analysis

- In & Between Operations,
- Airthmatic & Logical Operators,
- Concatinate & Like Operators,
- Like/Find/Replace Operators,
- Union & Union all Operators,
- Aggregate: Min, Max, Sum, Avg, Count, DinstinctCount Functions.
- Upper, Lower & CapitalEachWord String Functions,

3

3rd Week - PLSQL for Data Analysis

- Length, InString, SubString & Replace String Functions,
- Date Function: AddMonths, Date Difference, GetDate, DateName, DatePart, DateConvert, Nextday, LastDay, System date, TimeStamp.
- Characters To date, Date to Characters String Conversation function,
- SQL all Joins,
- Stored Procedures & Parameters,
- Advance Stored Procedures,
- SQL Index,
- SQL View,

4

4th Week - TSQL for Data Analysis

- Local and global tables,
- SQL Triggers,
- CTE: Common Table Expressions,
- Where, Group By, Having, Order by Clauses,
- Windows Functions : Rank, Dense_Rank, Row_Number, Row_ID,
- Primary Key & Foreign Key Relationships,
- Surrogate Key, Composite Key.
- Null, Not Null Constraints,
- Check, Default Constraints,
- Data Warehouse Concepts,
- SCDs, Schema, ER-Diagrams, Normalization, Facts and Dimensions, OLAP cube, OLTP etc.

5

5th Week - Project based Learning

- SSIS Project,
- Visual Studio SSDT Installation
- EMP_ETL Project
- Mapping Documents,
- Requirement Documents,
- Database Testing,
- Agile Methodologies etc...

6

6th Week - Project based Learning

Real Time Project

Resume Building Sessions,

1:1 Mentorship

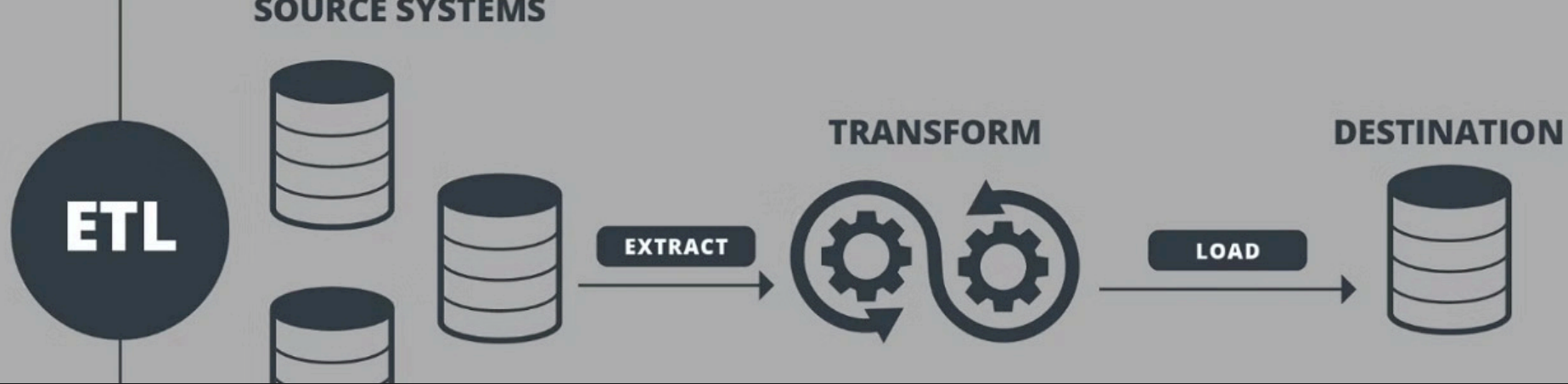
Naukri Session, HR, & Manager Session.

Weekly Mock Project

Experience Certification

7

Q & A Session



Data Science & Analytics - ETL

Introduction to ETL Technology

1

2

Layers in ETL Projects

Data Source Layers,

Data Staging Area

Data Storage Layers

Reporting Layers

EMP_ETL Live Project

Project Mapping Documents

ETL Source Codes

Database Design Documents

Project Testing Scripts

Update Build Versions Code

4

ETL Job Run on Visual Studio SSDT

Database Setup, Job Run...

Project SQL Code Study

Test Case Documentation Over view

5

6

Q & A Session

Call Now for Free Workshop

Data Science & Analytics - Advance Excel

1st Week , Introduction to Excel

MS Excel Vs BI

- Excel Window
- Workbook Name
- Sheet Name
- Tabs & Commands
- Ribbon Bar
- Name Box
- Formula Bar
- Page View
- Zoom Size
- 👍 File Tab
- 👍 Home Tab
- Clipboard
- Formatting
- Paste Special
- Sub formatting
- Custom Number Format
- Table Formatting
- Range and Table
- Find & Select
- Sort & Filter
- Types of Error

1

2

2nd Week - Advance Excel Analysis

- 👍 Formula Tab
- Formula & Functions
- Absolute & Relative Reference
- Volatile & Non-Volatile Functions
- Formula Categorization .
- 👍 Logical Functions
- Informative
- If
- Ifs
- 👍 Shortcut keys
- Cell Formatting Shortcut
- Workbook Shortcut
- Row and Column Formatting Shortcut
- Pivot Table Shortcut
- Alt keys
- Function keys
- Control keys
- Control & Numerical key
- Control & Alphabet keys
- Other Keys
- 👍 Lookup & Reference Functions
- Pre-requests
- Lookup
- Index-Match
- Reference
- 👍 Conditional Formatting
- 👍 Data Tab
- Data options
- 👍 Review Tab
- 👍 View Tab

3rd Week - Advance Excel Analysis

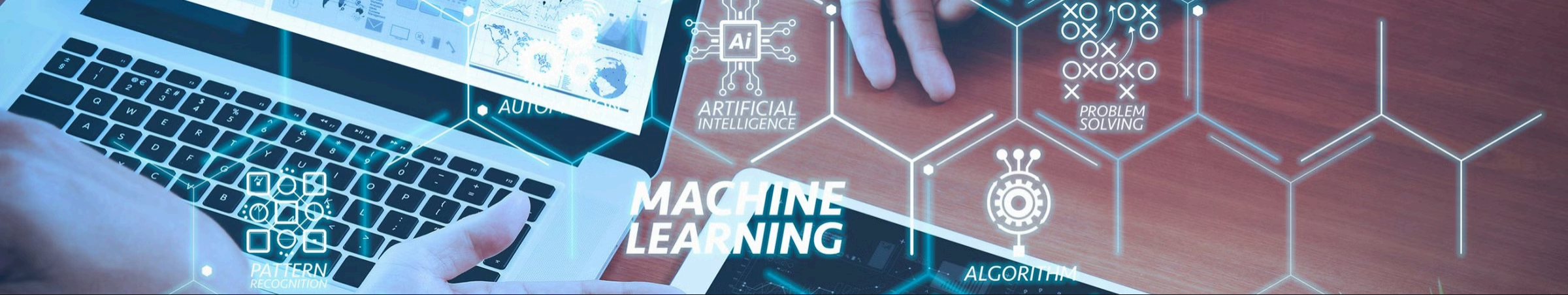
- 👍 Insert Tab
- 👍 Page Layout Tab
- 👍 Date & Time functions
- Time
- Date
- Date-value
- Days
- Month
- Workday
- Weekday
- 👍 Statistical
- Sum
- Average
- Count
- Large
- Small
- Product
- Subtotal
- Rank/Rand
- 👍 Text functions
- Join

3

4

4th Week - Advance Excel Analysis

- 👍 Pivot Table
- Pre-requestion
- Steps to insert
- Interface Fields Options
- Report Layout
- Field Settings
- Slicer & Timeline
- Get pivot data



Data Science & Analytics Syllabus - Python

AI ML

1st week Python

1

1. Installation of Python
2. Installation of Anaconda, IDLE and Jupyter notebook
3. History and Introduction of Python
4. Application of Python
5. Why we choose Python for Data Science and AI?
6. Types of values
7. Print (), type (), len() methods,
8. String operations
9. Input and output
10. Using str in input
11. Type of input i.e int, float
12. Use of eval function
13. Data structures in Python
14. List
15. List operations, methods
16. List comprehensions
17. Tuple
18. Tuple methods like index, count
19. Differentiation between list and tuple

2nd Week Python

2

1. Set
2. Dictionary
3. Del statement
4. Control statements
5. If, if_else
6. Elif
7. Range function
8. Loops in Python
9. For loop
10. While loop
11. Infinte loop
12. Functions
13. Types of functions
14. In-build and User defined
15. What are functions?
16. Arguments
17. Types of arguments
18. *Argument and **keyword argument
19. Default argument
20. Return statement
21. Lambda expression
22. Filter function
23. Map function

3rd Week - Advance Python

3

Advanced Python (Libraries)

1. NumPy
 2. Pandas
 3. EDA using Pandas
 4. Matplotlib
 5. Seaborn
 6. Plots using Matplotlib and Seaborn
-
1. File Handling
 2. Error Handling
 3. What are errors and exceptions?
 4. Classes and objects
 5. How to create an object of a class?
 6. Inheritance
 7. Multiple inheritance
 8. Polymorphism
 9. Encapsulation
 10. Access modifiers - Public, private and protected
 11. Iterators and generators

4th Week - Machine Learning

4

1. Introduction of Machine learning
2. Real life application of ML
3. Features of ML
4. Types of ML
5. Supervised learning
6. Unsupervised Learning
7. Reinforcement learning
8. Machine learning algorithms

5th Week - Artificial Intelligence

5

1. Introduction of AI and Deep learning
2. Application of AI and DL
3. Neural network and it's components
4. CNN
5. RNN
6. Tensorflow
7. Introduction to NLP

6th Week - Project based Learning

6

- Real Time Project
- Resume Building Sessions,
- 1:1 Mentorship
- Naukri Session, HR, & Manager Session.
- Weekly Mock Project
- Experience Certification

Q & A Session


7

MODERN DATA SCIENTIST

Data Scientist, the sexiest job of 21st century requires a mixture of multidisciplinary skills ranging from an intersection of mathematics, statistics, computer science, communication and business. Finding a data scientist is hard. Finding people who understand who a data scientist is, is equally hard. So here is a little


Road Map for Upcoming Batch:



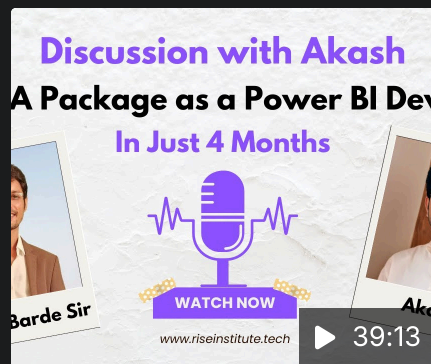



Click here to watch Rise Institute Testimonials: 



YouTube 
Discussion with H...
#carreradvice
#package #itjobs...


Mr. Harshal Mule
Company : Palfinger India
Roll: Business Manager
Package : 21+ LPA



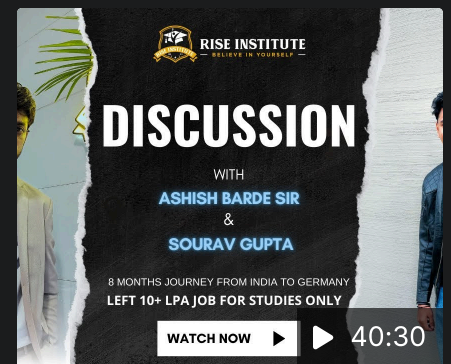
YouTube 
Discussion with A...
#datasciencecareer
#dataanalytics...


Mr. Akash Gidde
Company : National Stock
Exchange (NSE)
Roll: Power BI Developer
Package : 8+ LPA



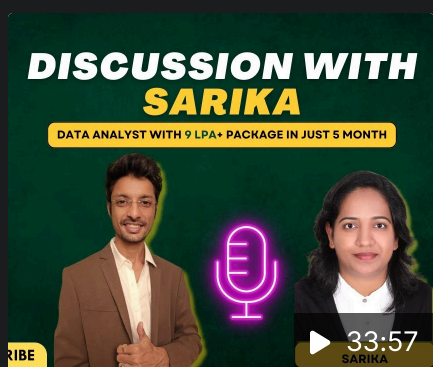
YouTube 
Discussion With R...
Don't miss out on this
opportunity to level u...


Mr. Rakesh Haldar
Company : Signant Health,
USA.
Roll: Power BI Developer
Package : 10+ LPA



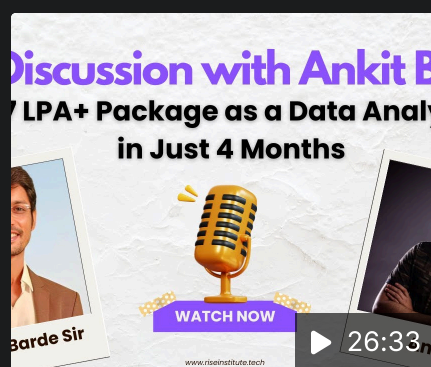
YouTube 
DISCUSSION WIT...
#sqlfreecourse
#learnsql...


Mr. Sourav Gupta
Place: Berlin
6 Month Journey India to
Germany
Package : 13+ LPA



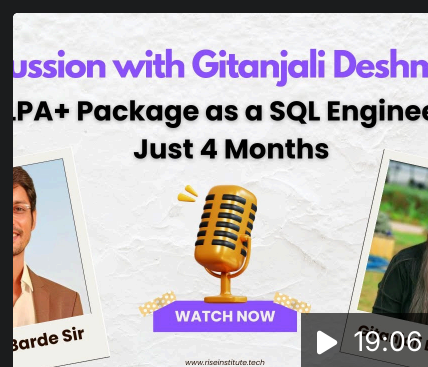
YouTube 
Data Science Car...
#datascience
#dataanalytics...


Mrs. Sarika Salunke
Company : Secur
Roll: Sr. Data Analyst
Package : 12+ LPA



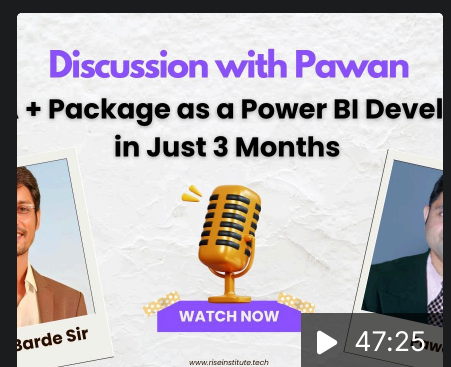
YouTube 
5. Interview Secre...
Discover an inspiring
journey of career...


Mr. Ankit Badi
Company : BookMyShow.
Roll: Sr. Business Analyst
Package : 18+ LPA



YouTube 
6."Breaking Barri...
Discover the awe-
inspiring journey of a...

Mrs. Gitanjali Deshmukh
Company : TCS
Roll: Sr. SQL Engineer
Package : 9+ LPA

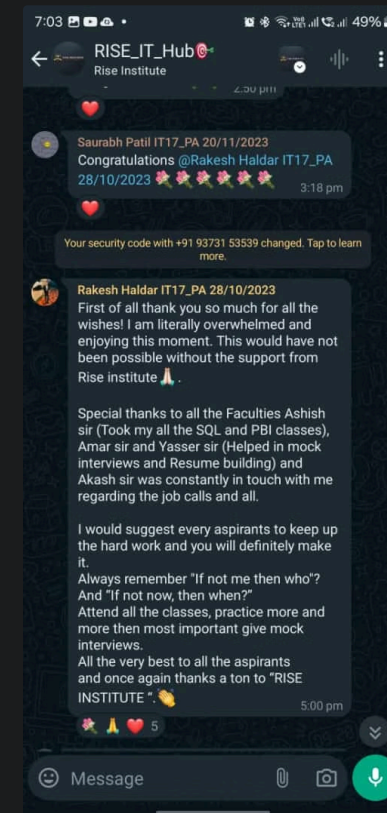
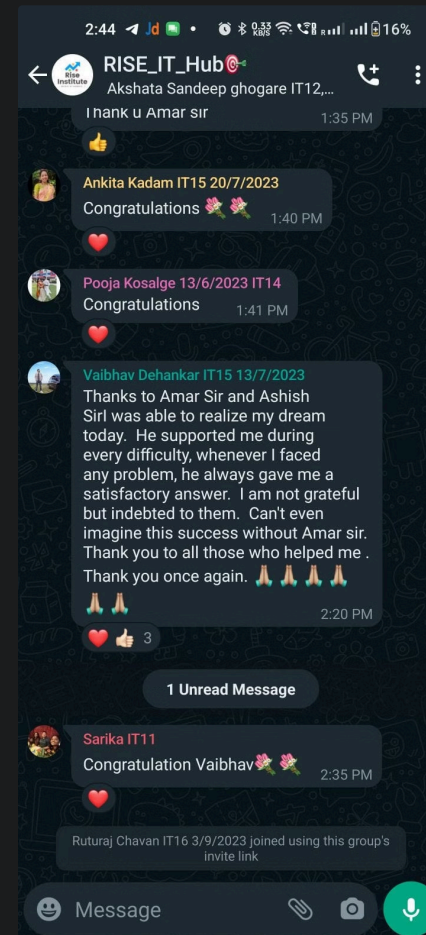
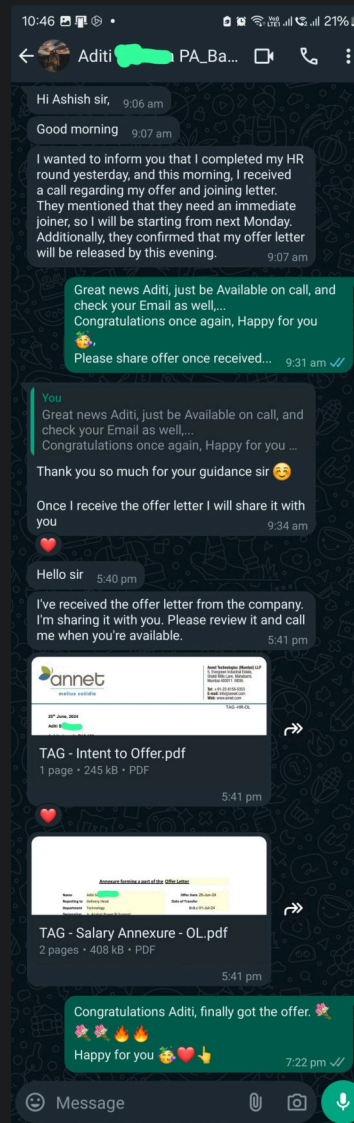
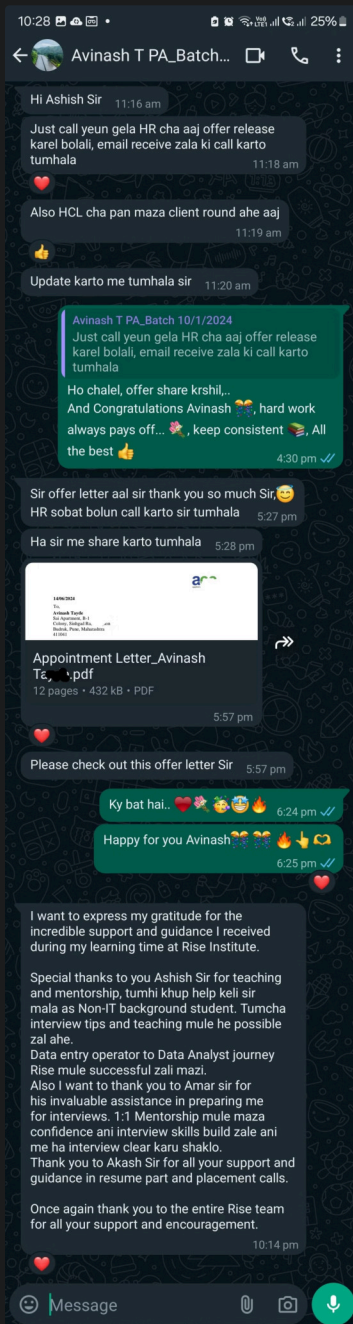
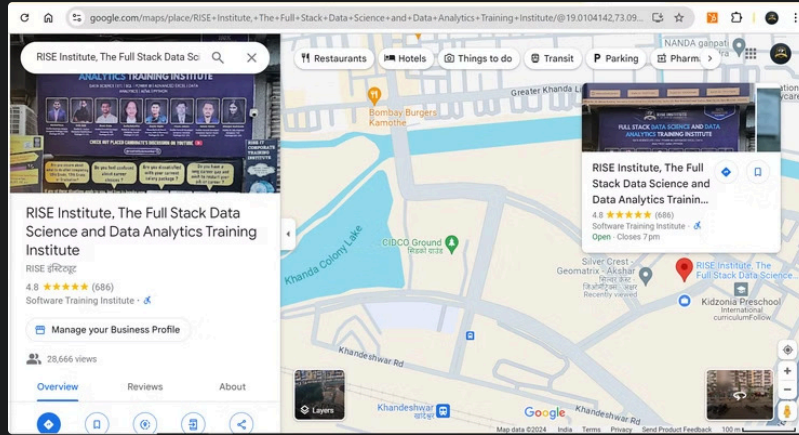


YouTube 
Discussion with P...
#datasciencecareer
#dataanalytics...

Mrs. Pawan Jalkote
Company : Kernshell
Roll: Power BI Developer
Package : 9+ LPA

and many more...

RISE Institute's Testimonials & Google Page:



and many more...

[Click here to Search us on Google](#)

[Click here for Rise Testimonials](#)

About RISE Institute & Team

Rise Institute: A leading corporate training institute, specializing in data science and analytics. Fulfilling your career in the booming world of data! We empower you with skill-building training and real-world experience to become a highly skilled Data Analyst, Business Analyst, Power BI Developer, Database Developer, or Data Scientist.

Ashish Barde

Founder

@Microsoft Certified Data Analyst, PowerBI Developer

Pratik Wasnik

Co-Founder

@Data Analyst, Operation Specialist, Mumbai Branch.

Minal Gopnarayan

Co-Founder

@Market Analyst, Mumbai Branch

Suyash Kamble

Digital Marketing Head

@Data Analyst, Manager., Mumbai Branch

Akash Pawar

Mentorship Head

@Data Analyst, Manager, Mrutizapur Branch

Supriya Singh

HR Manager

@Business Analyst, Mumbai Branch.

Priya Balpande

HR Manager

@Business Analyst, Mumbai Branch

Eshika Ingole

HR Manager

@Business Analyst, Navi Mumbai Branch

Aweej Shaikh

HR Manager

@Business Analyst, Navi Mumbai Branch

Rutika Bhalerao

HR Trainee

@Jr. Business Analyst, Mrutizapur Branch

Sanjivni Ma'am

Data Science Faculty

@Data Analyst, Python AI ML

Amar Sir

Head Mentor

@Microsoft Certified Data Analyst, Power BI Developer

Yasir Sir

Head Mentor

@Microsoft Certified Data Analyst, Power BI Developer

Sumit Kulkarni

Business Consultant

@ Data Analyst, Power BI Developer

Sanjay Hiremath

Aptitude Faculty

@ Ex- SIAC (IAS Training) Mumbai Professor



RISE Upcoming Batch Schedule:

Free Masterclass & Doubts Clearing Sessions -

[Click here to Join Rise Institute Community](#)

1

SQL Analysis Masterclass IT29
Sun - 04/08/2024,
Time : 12:00 PM

[Click here to Book a Seat - IT29](#)

2

Power BI Masterclass IT30
Sun - 18/08/2024,
Time : 12:00 PM

[Click here to Book a Seat - IT30](#)

Limited Offer for Limited Time up to 70% off!

RISE INSTITUTE Fees Structure :

Batch Code	Course Name (Tools & Technologies)	Batch Duration	Course Fees
Full Stack Data Science & Data Analytics Integrated Course	Advance Excel, SQL, ETL , Power BI , Database Development, Visualization, Python Programming, Generative AI & Machine Learnings, Cloud Computing... 1:1Mentorship, Repete Session, 100% Guaranteed Placement Program.	~ 6months to 8months	50,000/- 1,60,000 (No-cost EMI) Bajaj-Finance, Credit Card, UPI, Cash.
Data Analytics Course	Advance Excel, SQL, ETL , Power BI , 1:1Mentorship, Repete Session, 100% Guaranteed Placement Program.	~4 months to 6months	40,000/- 1,00,000 (No-cost EMI) Bajaj-Finance, Credit Card, UPI, Cash.
1:1 Mentorship & Placement Assistance Batch	1:1 Interview Preparation & Resume Building, Naukri Profile, HR Negotiation, Technical Support, etc ... 100% Guaranteed Placement Program.	~3 months to 4months	20,000/- 60,000 (No-cost EMI) Bajaj-Finance, Credit Card, UPI, Cash.
Adv. EXCEL Analysis	Advance Excel Analysis with AI Features.	~1 month	8000/- 12,000
Python AIML	Python Programming, Generative AI & Machine Learnings.	~ 2months to 3month	15,000/- 25,000
SQL	SQL - PLSQL,TSQL Developer	~1.5 months	15,000/- 25,000
Power BI	Power BI Developer	~2 months	15,000/- 25,000
SQL & PowerBI	Database Development & Visualization	~3.5 months	30,000/- 50,000

Hands-on Training Includes:

- Live Projects
- Comprehensive Notes and Codes
- Live Recorded Videos
- Daily 1:1 Mentor Interaction
- Daily Task
- Assignments & Presentation

Extra Benefits Include:

- Internship Opportunities
- HR Negotiation
- Manager & Technical Sessions
- Resume Building Sessions
- Naukri Session
- 100% Job Guarantee

RISE Data Science & Data Analytics - Batch Details:

Batch Name	Start Date	To Join 6-Days FREE Intensive Masterclass, click on button, Limited Seats!
IT29 - SQL	Monday, 5th Aug 2024 @9pm to 10:30pm	Click here to Book a Seat
IT30 - Data Analytics & Data Science starts with Power BI.	Monday, 19th Aug 2024 @8pm to 9:30pm	Click here to Book a Seat

[Click here to Connect with Pratik sir for Admission related Queries](#)